


## French cereals markets S&D balances

**Marion DUVAL**  
FranceAgriMer



FranceAgriMer  
ÉTABLISSEMENT NATIONAL  
DES PRODUITS DE L'AGRICULTURE ET DE LA MER

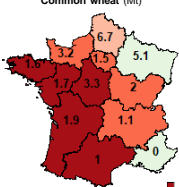
WEBINAR Bunnik – 15th octobre 2020

1

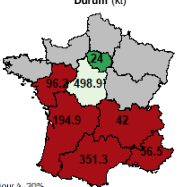
## French cereals production : weak yields after extreme weather conditions

### Production changes 2020 vs. 5-years average

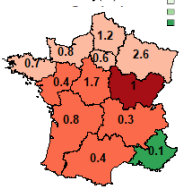
**Common wheat (Mt)**




**Durum (kt)**



**Barley (Mt)**




**Maize (Mt)**



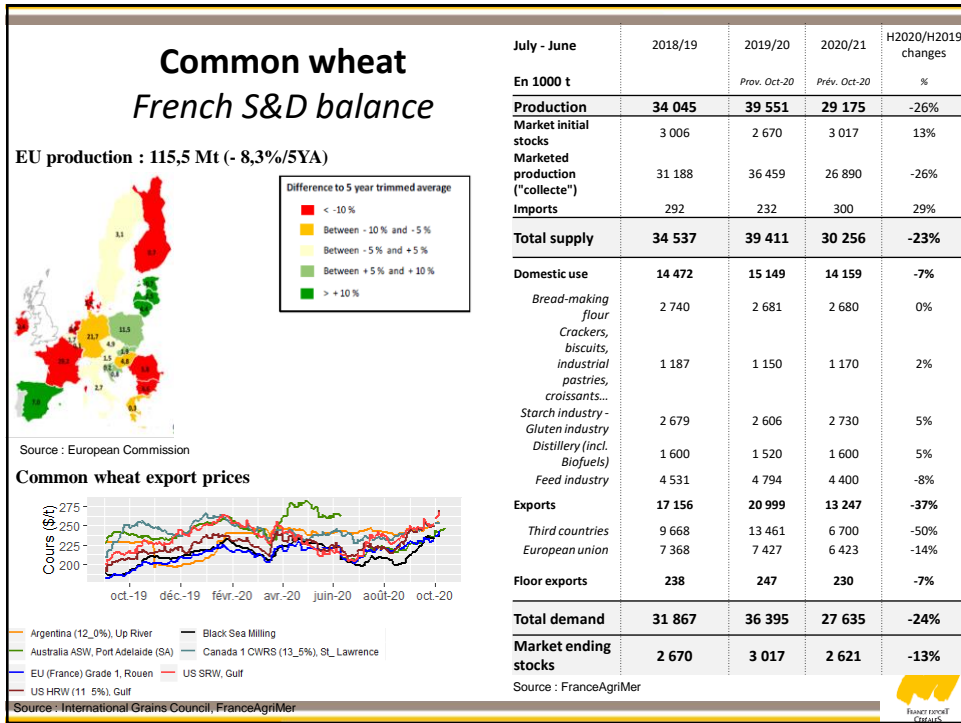
■ inférieur à -20%  
■ de -20 % à -10 %  
■ de -10 % à 0 %  
■ de 0 % à 10 %  
■ de 10 % à 20 %  
■ supérieur à 20%

	2019 CROPS			2020 CROPS			Production changes / 2019
	Area (Mha)	Yield (q/ha)	Production (Mt)	Area (Mha)	Yield (q/ha)	Production (Mt)	
<b>Cereals</b>	<b>9 395</b>	<b>76</b>	<b>71 259</b>	<b>8 867</b>	<b>65</b>	<b>57 898</b>	<b>-19%</b>
Common wheat	4 999	79	39 551	4 254	69	29 175	-26%
Durum	246	64	1 563	249	52	1 286	-18%
Barley	1 944	71	13 749	1 980	53	10 539	-23%
Maize	1 437	89	12 757	1 583	85	13 519	6%

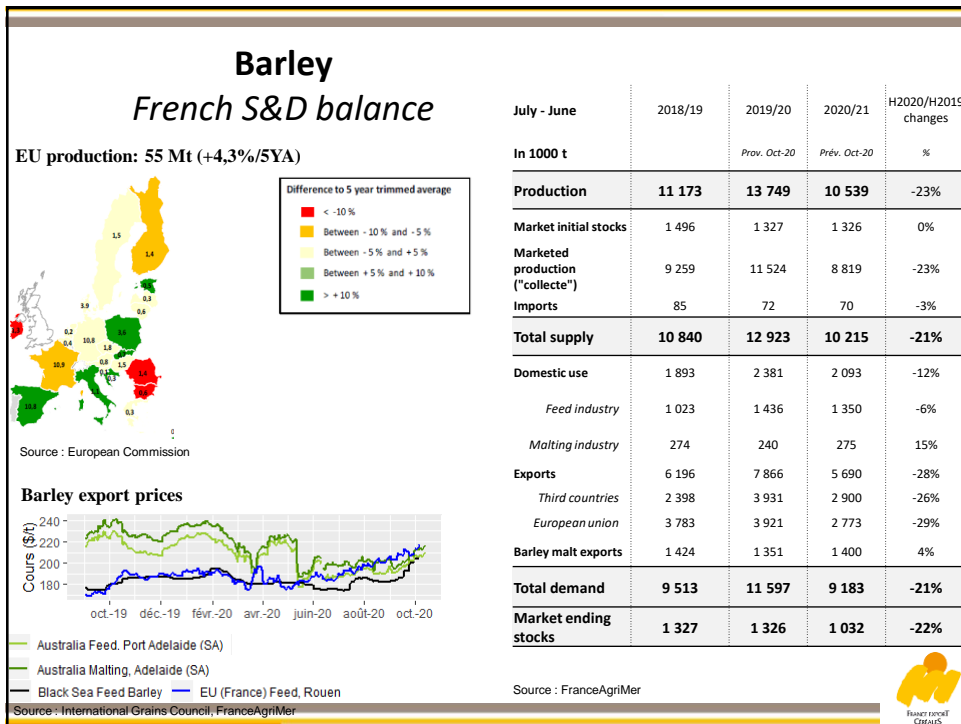
Source : Agreste, French ministry of Agriculture



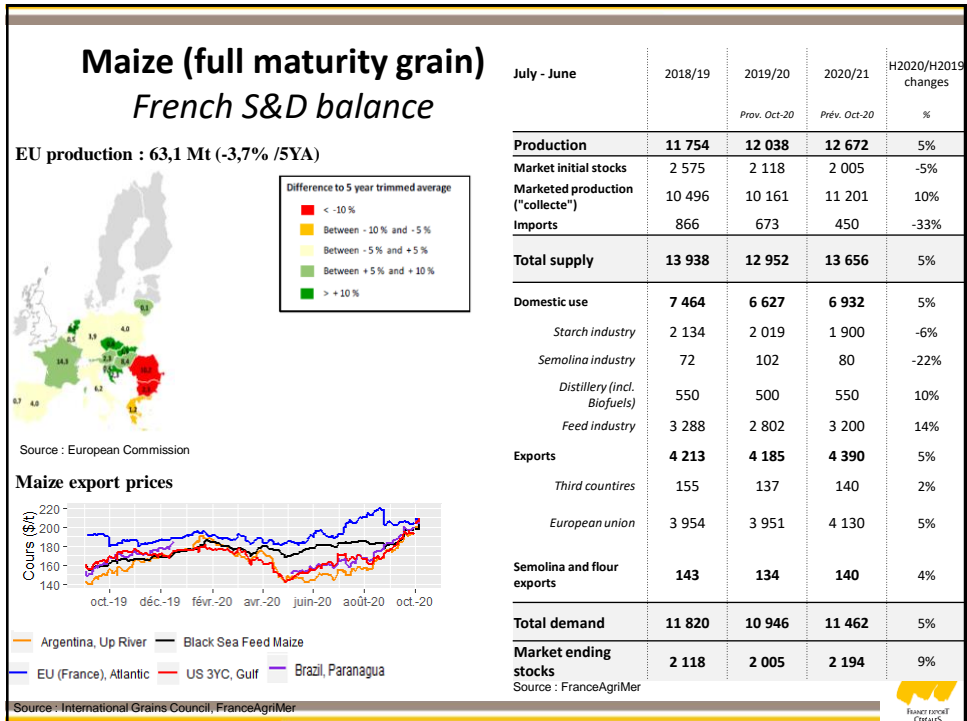
2





3



4





5

## Thank you for your attention

For more information, come visit our websites :

FranceAgriMer : <https://www.franceagrimer.fr/>  
 VISIONet, open data website: <https://visionet.franceagrimer.fr>  
 Céré'Obs, crops monitoring : <https://cereobs.franceagrimer.fr>

 @FranceAgriMer
  FranceAgriMer

WEBINAR Bunnik – 15th october 2020

6